



SAUPIN'S SCHOOL

SMART SCHOOL

PANCHKULA

SESSION: 2026-27

CLASS – LKG

SUMMER ASSIGNMENT

Name : _____

Adm. No. : _____

Section : _____

दिए गए स्वर का अभ्यास करें व सम्बन्धित

चित्र बनाएँ या चिपकाएँ।

अ

अ

आ

आ

.

.

.

.

.

.

.



.

.

.

.

.



Handwritten musical notation on a five-line staff, consisting of four notes: 're', 'mi', 'fa', and 'sol'.



A five-line musical staff with a single dot on the first line.

A five-line musical staff with single dots on the first, second, third, and fourth lines.

A five-line musical staff with single dots on the first, second, third, fourth, and fifth lines.

A five-line musical staff with single dots on the first, second, third, fourth, and fifth lines.

A five-line musical staff with single dots on the first, second, third, fourth, and fifth lines.



उ

उ

ऊ

ऊ

.

.

.

.

.

.

.

.

.

.

.

.

.

.

.





.

.

.

.

.



1st stroke - slanting line and a hook

c a d

b o v

2nd stroke - slanting line and a slant

l n m i


Handwriting practice lines for the letters l, n, m, and i. Each letter is shown on a set of four horizontal lines (top, midline, baseline, and descender line). A small black dot is placed on the midline to indicate the starting point for the second stroke. The letters are written in a cursive style.

l j w v


Handwriting practice lines for the letters l, j, w, and v. Each letter is shown on a set of four horizontal lines (top, midline, baseline, and descender line). A small black dot is placed on the midline to indicate the starting point for the second stroke. The letters are written in a cursive style.

Draw or paste the related pictures for the
given letters

c, a, d, g, o, q



n, m, i, j, u, v



Make your family beautiful with colours

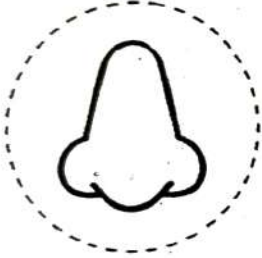




My Sense Organs



Match the sense organ to what it helps us do.



Helps us
smell.




Helps us
hear.



Helps us
taste.




Helps us
feel.



Helps us
see.



Trace and colour the different shapes.



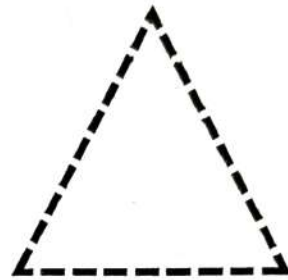
Square



Rectangle



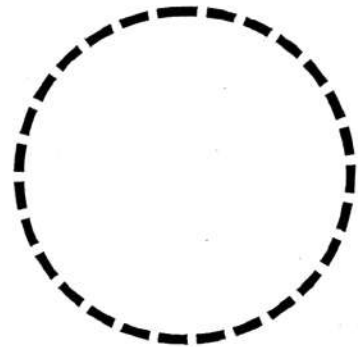
Oval



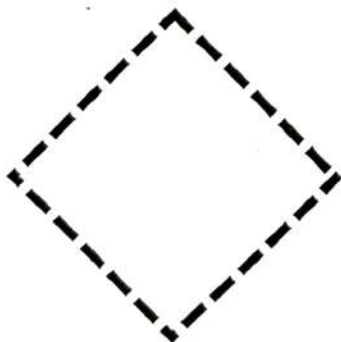
Triangle



Heart



Circle

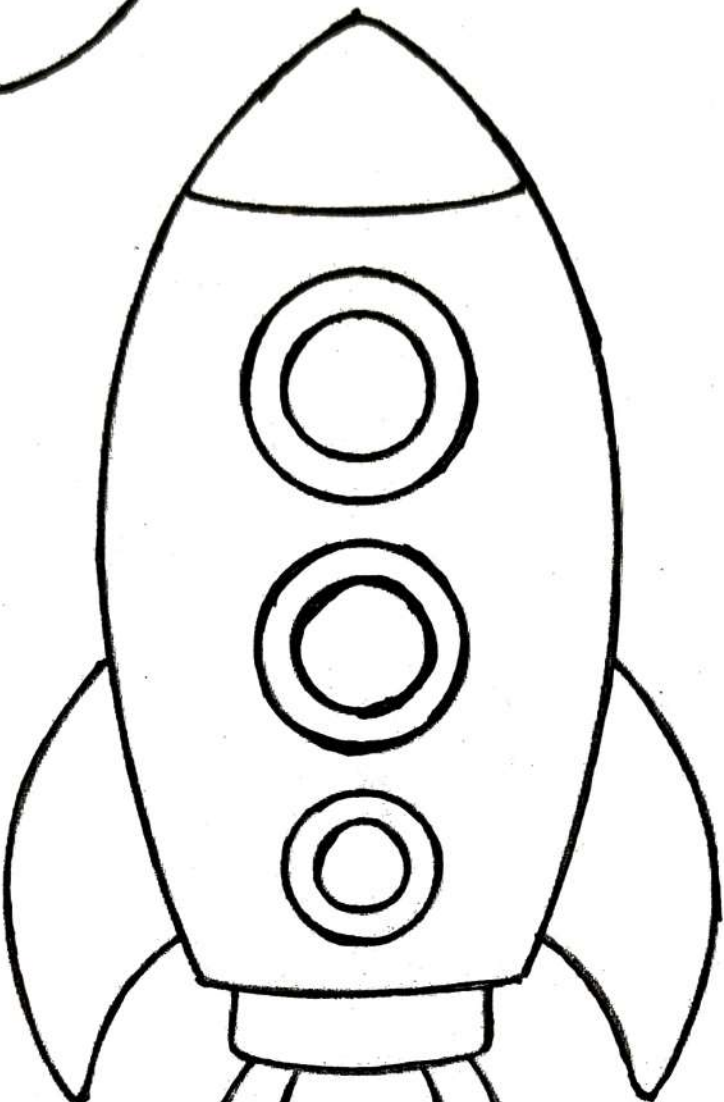




Diamond






Star

Make me colourful



Let's do "Thumb Painting"



MATH HOLIDAY HOMEWORK

Do page no. 14 to 24 and 30 to 34 in math workbook.

STORY

Revise both the stories "The Shepherd boy and the wolf" and "Peter and Pan"

PROJECT

Hindi: Create and learn Hindi story related to done swar (अ-ऊ).
Props will be appreciated.